

T8 LED Tube Light Installation Guide

Installation / Retrofit Guide:

This guide explains the steps necessary to install or retrofit the T8 tube light and ensure optimal performance. This guide is for reference only and is intended for qualified electricians or lighting technicians.

Warnings:

- Risk of electric shock! Ensure that power is off when doing retrofit/installation of the LED tube light.
- LED Tube light should be installed by a qualified electrician or technician.

User Responsibilities:

It is the responsibility of the contractor, installer, purchaser, owner and user to install, maintain and operate the device in such a manner as to comply with all state and local laws, ordinances and regulations. The instructions and precautions set forth in this installation guide are not necessarily all inclusive, conceivable, or relevant to all applications as Lexell cannot anticipate all conceivable or unique situations.

Installation 9 Steps:

1. Disconnect the power supply from the fixture. Make sure to turn off the power supply at the circuit breaker or fuse box.

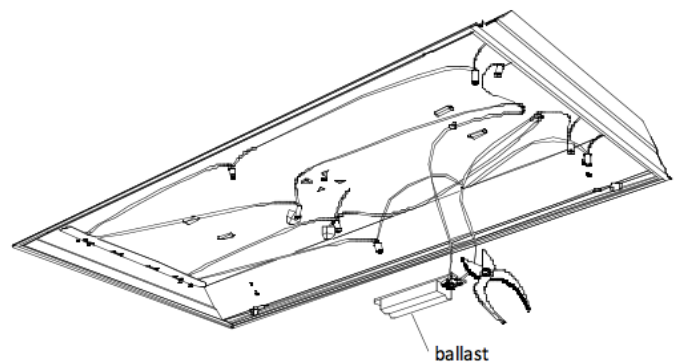
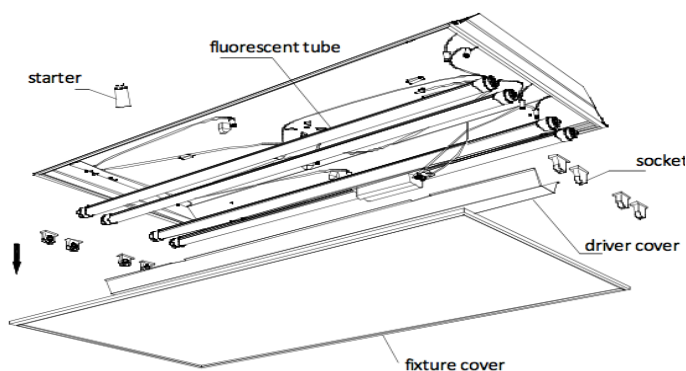
2. Ensure you are working with standard Fluorescent Light fixture.

Note: your fixture may have more than 1 tube light and may/may not have a starter.

3. Unpack the LED Tube Light:

- Unpack and carefully examine product. - Do not use the product if it is damaged.

4. Open the fixture housing. Cut wire and remove the ballast. Remove the starter if exists.



Continue on back

5. Install the LED External Driver into the cavity of the fixture replacing the Fluorescent Ballast. Connect the Live Wire and Neutral Wire to the “L” and “N” in the driver.

6. Re-connect the positive (+) wire from the driver to the single socket on the left side and Negative (-) wire from the driver to the single socket on the right side. (Figure 1)

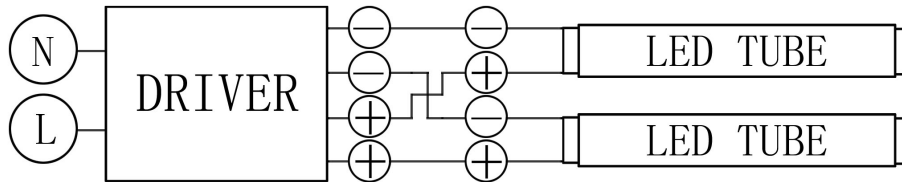


Figure 1

8. Check to ensure wiring is done correctly then close the fixture housing.

9. Installation complete turn on switch. The LED Tube Light will light.

Please Note:

1, 1 LED Driver is designed for running up to two 4 Foot LED T8 Tubes.

2, (1) LED Driver is included with two tubes when purchased.